



PS+


# A MICROSOFT PPM & PS+ COMPARISON →










The difference between the platform & the solution.

















| CENTRAL REPOSITORY  | Microsoft PPM | MS PPM & PS+ |
|--|---------------|--------------|
| Centralized store for all project plans  | ✓             | ✗            |
| Drill down into detail   | ✓             | ✗            |
| Edit project schedules directly in the web browser   | ✓             | ✗            |
| Project sites for collaboration and document storage   | ✓             | ✗            |
| Sophisticated access control   |               | ✓            |
| Enhanced access to key functional areas via Navigator  |               | ✓            |
| Best practice summary and drill down views   |               | ✓            |
| Template plans and sites   |               | ✓            |
| Best practice fields and KPI's   |               | ✓            |
| Standardized Risk, Issue, Change, Benefit and Action management                                      |               | ✓            |














| PROGRAMME MANAGEMENT  | MICROSOFT PPM | MS PPM & PS+ |
|--|---------------|--------------|
| Full support for programme management  |               | ✓            |
| Programme level reporting out of the box   |               | ✓            |
| Programme highlight/status reporting   |               | ✓            |















| LOB INTEGRATION & DATA WAREHOUSING  | MICROSOFT PPM | MS PPM & PS+ |
|--|---------------|--------------|
| Interfaces (APIs) to allow custom development for integration /reporting   | ✓             | ✗            |
| Out-of-the-box event driven user definable data extract  |               | ✓            |
| Out-of-the-box consolidation of PPM and SharePoint data in user definable data mart                                    |               | ✓            |












| COST MANAGEMENT  | MICROSOFT PPM   | MS PPM & PS+  |
|---|---|---|
| Automated cost calculations including baseline cost tracking                                      |  |  |
| Project budgeting capability  |  |  |
| Calculated cost indicators  |   |  |
| S-Curves  |   |  |
| Cost reports  |   |  |
| Integration capability with finance systems in data mart  |   |  |




| PORTFOLIO PRIORITIZATION & ANALYSIS  | MICROSOFT PPM   | MS PPM & PS+  |
|--|---|---|
| Align projects to the business strategy for optimal value  |  |  |
| Analyse projects based on cost and resource constraints  |  |  |
| Resource surplus and deficit reports   |  |  |
| Portfolio dashboard  |   |  |











| PROCESS AUTOMATION  | MICROSOFT PPM   | MS PPM & PS+  |
|--|---|---|
| Configurable project life cycle workflow support   |  |  |
| Full use of the powerful SharePoint workflow for lists and documents                                   |  |  |
| Standardized project initiation workflow   |   |  |








| BUSINESS INTELLIGENCE  & REPORTING | MICROSOFT PPM   | MS PPM & PS+  |
|---|---|---|
| Intuitive reporting interfaces  |  |    |
| Use of familiar report tools such as Excel, Power BI, Reporting Services  |  |    |
| Configurable report app that is powerful and intuitive  |   |    |
| Milestone Gantt report  |   |    |
| Risk Matrix Report  |   |    |
| Key project summary data on project site homepage   |   |    |
| Interactive Resource forecast / demand report   |   |    |
| Publish reports to the project site   |   |   |
| Trend Analysis  |   |  |
| Project Assurance reporting   |   |  |









| RESOURCE MANAGEMENT  | MICROSOFT PPM   | MS PPM & PS+  |
|---|---|---|
| Central resource pool   |  |  |
| Resource assignment and availability reports  |  |  |
| Resource access control   |  |  |
| Resource assignments at the detail level or project level   |  |  |
| Resource surplus and deficit reports  |  |  |
| Interactive Resource Forecast / demand report   |   |  |
| Detailed Resource assignments matrix report at the day level  |   |  |
| Resource dashboard  |   |  |














| ISSUE, RISKS, ACTIONS & CHANGE MANAGEMENT  | MICROSOFT PPM   | MS PPM & PS+  |
|--|---|---|
| Standard Risk and Issue form   |  |  |
| Indicators in the project center views for Issues and Risks  |  |  |
| Standardized forms and lists based on the project type (PRINCE2, PMI, Agile)   |   |  |
| Project status reports including any issue and risk columns  |   |  |
| Default Risk and Issue reports included  |   |  |
| User definable list reports for benefits, actions and changes  |   |  |
| Risk Matrix  |   |  |
| Risk to Issue escalation at the click of a button  |   |  |

















| BENEFIT MANAGEMENT  | MICROSOFT PPM | MS PPM & PS+  |
|--|---------------|---|
| Benefit management lists   |               |  |
| Cross project benefit management report  |               |  |











| DOCUMENT MANAGEMENT  | MICROSOFT PPM   | MS PPM & PS+  |
|---|---|---|
| Version control   |  |  |
| Workflow approval   |  |  |
| Co-authoring  |  |  |
| Indicators in the project center views for documents  |  |  |
| Template document stores  |   |  |

| TIMESHEET TRACKING  | MICROSOFT PPM   | MS PPM & PS+  |
|--|---|---|
| Configurable timesheets  |  |  |
| Configurable timesheet approvals   |  |  |
| Timesheet reporting  |   |  |
| Timesheet compliance reporting   |   |  |

| UI/ UX & SUPPORT  | MICROSOFT PPM   | MS PPM & PS+  |
|--|---|---|
| Familiar Microsoft look and feel   |  |    |
| Integration with other everyday Microsoft Office products  |  |    |
| Simplified navigation to key functional areas from the PWA homepage                                |   |    |
| Help app with videos and guides for key functional areas   |   |  |
| Support incidents included   |   |  |

| TEAM COLLABORATION  | MICROSOFT PPM   | MS PPM & PS+  |
|--|---|---|
| Team member task update and timesheet capability   |  |  |
| Project center / project detailed views for your projects  |  |  |
| Project site access for your projects  |  |  |
| Skype for Business integration in PWA  |  |  |
| Key project info available for collaboration on project site   |   |  |
| Skype for Business integration in PS+ Apps   |   |  |
| Task board / Kanban board support for Agile based projects   |   |  |
| Lessons learned collection, collaboration and reporting  |   |  |

| SCHEDULE MANAGEMENT  | MICROSOFT PPM   | MS PPM & PS+  |
|---|---|---|
| Edit schedules in Web browser   |  |    |
| Edit schedules in Microsoft Project Professional  |  |    |
| Support for different types of projects   |  |    |
| Project progress driven by end users with status manager approval                                     |  |    |
| Best practice schedule level fields and KPI's   |   |    |
| Automated Project numbering   |   |    |
| Schedule Assurance  |   |    |
| Milestone Gantt report  |   |    |
| Cross project dependency management and reporting   |   |    |
| Support for PRINCE2 and PMI with configured templates out of the box                                  |   |    |
| Full Agile methodology support out-of-the-box   |   |  |

| PROJECT MANAGEMENT  METHODOLOGY SUPPORT | MICROSOFT PPM   | MS PPM & PS+  |
|--|---|---|
| Team member task update and timesheet capability   |  |  |
| Project center / project detailed views for your projects  |   |  |
| Project site access for your projects  |   |  |
| Skype for Business integration in PWA  |   |  |
| Key project info available for collaboration on project site   |   |  |
| Skype for Business integration in PS+ Apps   |   |  |
| Task board / Kanban board support for Agile based projects   |   |  |
| Lessons learned collection, collaboration and reporting  |   |  |

THE PS+ TEAM IS HERE TO CONNECT.  
CONTACT ONE OF OUR GLOBAL PARTNERS OR  
FIND US ONLINE.

<http://projectserverplus.com/find-a-partner/>

+44 (0) 1628 895600

[demo@projectserverplus.com](mailto:demo@projectserverplus.com)

[www.projectserverplus.com](http://www.projectserverplus.com)

